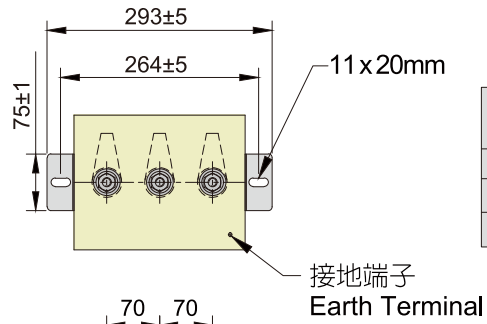
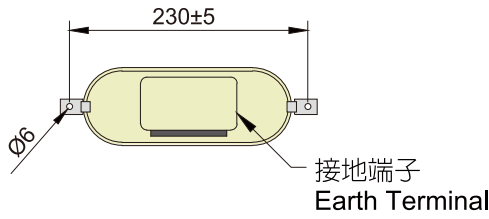


乾式鐵殼M型  
**低壓電力電容器**

*Low Voltage Power Capacitors  
M Type*



外型圖 / Outline Drawing



端子 Terminal	T
M8	42
M10	50
M12	60

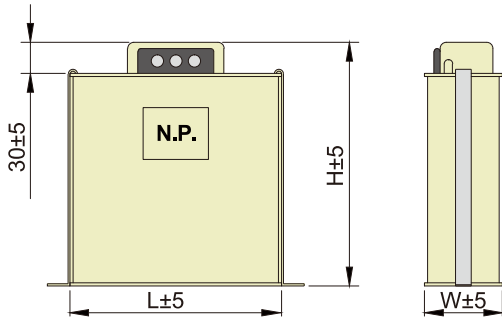


Fig. 1

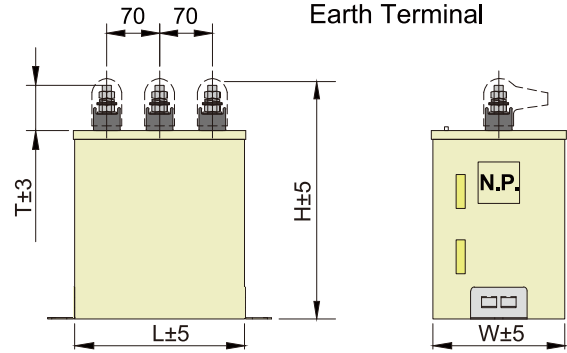


Fig. 2

尺寸規格表 / Specification Size

60Hz

額定電壓 Voltage	型式 Type	額定容量 Capacity		尺寸 Size (mm)			額定電流 Current (A)	接線端子 Line Terminals	參考圖 Diagram
		kVAR	μF	L	W	H			
220V	YRMA-22K05TDM	5	274	205	75	235	13.1	M5	Fig.1
	YRMA-22K10TDM	10	548	205	75	235	26.2	M5	Fig.1
	YSMA-22K15TDM	15	822	225	175	232	39.4	M8	Fig.2
	YSMA-22K20TDM	20	1096	225	175	240	52.5	M10	Fig.2
	YSMA-22K25TDM	25	1370	225	175	300	65.6	M10	Fig.2
	YSMA-22K30TDM	30	1644	225	175	370	78.7	M10	Fig.2
	YSMA-22K40TDM	40	2192	225	175	450	105	M12	Fig.2
	YSMA-22K50TDM	50	2740	225	175	520	131	M12	Fig.2
YSMA-22K60TDM	60	3288	225	175	590	157	M12	Fig.2	
240V	YRMA-24K05TDM	5	230	205	75	235	12.0	M5	Fig.1
	YRMA-24K10TDM	10	461	205	75	235	24.1	M5	Fig.1
	YSMA-24K15TDM	15	691	225	175	232	36.1	M8	Fig.2
	YSMA-24K20TDM	20	921	225	175	240	48.1	M10	Fig.2
	YSMA-24K25TDM	25	1151	225	175	300	60.1	M10	Fig.2
	YSMA-24K30TDM	30	1382	225	175	300	72.2	M10	Fig.2
	YSMA-24K40TDM	40	1842	225	175	380	96.2	M12	Fig.2
	YSMA-24K50TDM	50	2303	225	175	450	120	M12	Fig.2
YSMA-24K60TDM	60	2763	225	175	520	144	M12	Fig.2	
260V	YRMA-26K05TDM	5	196	205	75	235	11.1	M5	Fig.1
	YRMA-26K10TDM	10	392	205	75	235	22.2	M5	Fig.1
	YSMA-26K15TDM	15	589	225	175	232	33.3	M8	Fig.2
	YSMA-26K20TDM	20	785	225	175	232	44.4	M8	Fig.2
	YSMA-26K25TDM	25	981	225	175	240	55.5	M10	Fig.2
	YSMA-26K30TDM	30	1177	225	175	300	66.6	M10	Fig.2
	YSMA-26K40TDM	40	1570	225	175	380	88.8	M12	Fig.2
	YSMA-26K50TDM	50	1962	225	175	380	111	M12	Fig.2
YSMA-26K60TDM	60	2354	225	175	450	133	M12	Fig.2	

【其他規格規範均可承製】 Other specification available on request

尺寸規格表 / Specification Size

60Hz

額定電壓 Voltage	型式 Type	額定容量 Capacity		尺寸 Size (mm)			額定電流 Current (A)	接線端子 Line Terminals	參考圖 Diagram
		kVAR	μF	L	W	H			
280V	YRMA-28K05TDM	5	169	205	75	235	10.3	M5	Fig.1
	YRMA-28K10TDM	10	338	205	75	235	20.6	M5	Fig.1
	YRMA-28K15TDM	15	507	205	75	235	30.9	M5	Fig.1
	YSMA-28K20TDM	20	677	225	175	232	41.2	M8	Fig.2
	YSMA-28K25TDM	25	846	225	175	240	51.6	M10	Fig.2
	YSMA-28K30TDM	30	1015	225	175	240	61.9	M10	Fig.2
	YSMA-28K40TDM	40	1353	225	175	310	82.5	M12	Fig.2
	YSMA-28K50TDM	50	1692	225	175	380	103	M12	Fig.2
	YSMA-28K60TDM	60	2030	225	175	380	124	M12	Fig.2
	YSMA-28K80TDM	80	2707	225	175	520	165	M12	Fig.2
380V	YRMA-38K05TDM	5	92	205	75	235	7.60	M5	Fig.1
	YRMA-38K10TDM	10	184	205	75	235	15.2	M5	Fig.1
	YRMA-38K15TDM	15	276	205	75	235	22.8	M8	Fig.1
	YSMA-38K20TDM	20	367	225	175	232	30.4	M8	Fig.2
	YSMA-38K25TDM	25	459	225	175	232	38.0	M8	Fig.2
	YSMA-38K30TDM	30	551	225	175	232	45.6	M8	Fig.2
	YSMA-38K40TDM	40	735	225	175	300	60.8	M10	Fig.2
	YSMA-38K50TDM	50	918	225	175	300	76.0	M10	Fig.2
	YSMA-38K60TDM	60	1102	225	175	380	91.2	M12	Fig.2
	YSMA-38K80TDM	80	1470	225	175	450	122	M12	Fig.2
YSMA-38K100TDM	100	1837	225	175	520	152	M12	Fig.2	
440V	YRMA-44K05TDM	5	69	205	75	235	6.56	M5	Fig.1
	YRMA-44K10TDM	10	137	205	75	235	13.1	M5	Fig.1
	YRMA-44K15TDM	15	206	205	75	235	19.7	M5	Fig.1
	YRMA-44K20TDM	20	274	205	75	235	26.2	M5	Fig.1
	YSMA-44K25TDM	25	343	225	175	232	32.8	M8	Fig.2
	YSMA-44K30TDM	30	411	225	175	232	39.4	M8	Fig.2
	YSMA-44K40TDM	40	548	225	175	240	52.5	M10	Fig.2
	YSMA-44K50TDM	50	685	225	175	300	65.6	M10	Fig.2
	YSMA-44K60TDM	60	822	225	175	300	78.7	M10	Fig.2
	YSMA-44K75TDM	75	1028	225	175	380	98.4	M12	Fig.2
YSMA-44K80TDM	80	1096	225	175	380	105	M12	Fig.2	
YSMA-44K100TDM	100	1370	225	175	450	131	M12	Fig.2	
480V	YRMA-48K05TDM	5	58	205	75	235	6.01	M5	Fig.1
	YRMA-48K10TDM	10	115	205	75	235	12.0	M5	Fig.1
	YRMA-48K15TDM	15	173	205	75	235	18.0	M5	Fig.1
	YRMA-48K20TDM	20	230	205	75	235	24.1	M5	Fig.1
	YSMA-48K25TDM	25	288	225	175	232	30.1	M8	Fig.2
	YSMA-48K30TDM	30	345	225	175	232	36.1	M8	Fig.2
	YSMA-48K40TDM	40	461	225	175	240	48.1	M10	Fig.2
	YSMA-48K50TDM	50	576	225	175	300	60.1	M10	Fig.2
	YSMA-48K60TDM	60	691	225	175	300	72.2	M10	Fig.2
	YSMA-48K75TDM	75	863	225	175	380	90.2	M12	Fig.2
YSMA-48K80TDM	80	921	225	175	380	96.2	M12	Fig.2	
YSMA-48K100TDM	100	1151	225	175	450	120	M12	Fig.2	
525V	YRMA-52K05TDM	5	48	205	75	235	5.50	M5	Fig.1
	YRMA-52K10TDM	10	96	205	75	235	11.0	M5	Fig.1
	YRMA-52K15TDM	15	144	205	75	235	16.5	M5	Fig.1
	YRMA-52K20TDM	20	192	205	75	235	22.0	M5	Fig.1
	YSMA-52K25TDM	25	241	225	175	232	27.5	M8	Fig.2
	YSMA-52K30TDM	30	289	225	175	232	33.0	M8	Fig.2
	YSMA-52K40TDM	40	385	225	175	232	44.0	M8	Fig.2
	YSMA-52K50TDM	50	481	225	175	300	55.0	M10	Fig.2
	YSMA-52K60TDM	60	577	225	175	300	66.0	M10	Fig.2
	YSMA-52K75TDM	75	722	225	175	380	82.5	M12	Fig.2
	YSMA-52K80TDM	80	770	225	175	380	88.0	M12	Fig.2
	YSMA-52K100TDM	100	962	225	175	450	110	M12	Fig.2

【其他規格規範均可承製】 Other specification available on request

## 規範及特性 / Specification and Performance

型式 Type	油式保安型 Oil Type	乾式鐵殼型 M Type	乾式圓筒型 C Type
內部充填 Impregnated or Filling	精製植物油(無 PCB's) Vegetable oil(non-PCB's)	環氧樹脂 EPOXY	超臨界真空乾燥氮氣充填 Supercritical vacuum N2 filling
衝擊電壓(BIL) Impulse voltage (BIL)	15kV (1.2×50μS)	15kV (1.2×50μS)	15kV (1.2×50μS)
包覆外殼 Outside Case	馬口鐵 / 不鏽鋼 Tin Plate or Stainless Steel	鍍鋅鋼板 Steel	耐壓鋁罐 Aluminum Can
保護等級 Degree of protection	IP 66	IP 66	IP 66
依據標準 Standards	CNS 1179, 3738; IEC 60831; JIS C 4901		
產品認證 Quality approval	正字標記認證 (台正字第2845號) CNS mark (No. 2845)		
工廠認證 Factory approval	ISO 9001認證(2015年版) , TAF認證 ISO / IEC 17025(2017年版) ; CNS 17025(2018年版) ISO 9001:2015 certificated , ISO / IEC 17025 : 2017 certificated		
適用高度 Usable altitude	海拔2000公尺以下 ; 乾式屋內型相對濕度95%以下 Not exceeding 2000M; Relative Humidity below 95% for dry-type and indoor use capacitors.		
電介質 Dielectric	蒸著金屬聚丙烯塑膠膜 , 具自復性機能 Metallized polypropylene film with self-healing mechanism.		
頻率 Frequency	60Hz		
容量誤差 Tolerance	-5%~+10%		
周圍溫度 Ambient temperature	-25°C~+50°C (24小時平均溫度小於40°C , 一年平均溫度小於30°C) -25°C~+50°C (24hours average below 40°C, annual average below 30°C) [Other ambient temperature categories on request]		
最大容許過電壓 Maximum permissible voltage	額定電壓110% (24小時中8小時以內) 110% of rated voltage (8 hrs in every 24 hrs) 額定電壓115% (24小時中30分鐘以內) 115% of rated voltage (30 min in every 24 hrs) 額定電壓120% (5分鐘, 最多200次) 120% of rated voltage (5 min / max 200times) 額定電壓130% (1分鐘, 最多200次) 130% of rated voltage (1 min / max 200 times)		
最大容許過電流 Maximum permissible current	額定電流130% 130% of rated current		
介質損失率 Dissipation factor of dielectric	小於0.02% 或 0.2W / kVAR (不含放電電阻) Less than 0.02% or 0.2W / kVAR (without discharge resistors)		
電容器損失率 Dissipation factor of capacitor	小於0.15% 或 1.5W / kVAR (含放電電阻) Less than 0.15% or 1.5W / kVAR (with discharge resistors)		
端子間耐電壓 Test voltage between terminals	額定電壓×2.15VAC, 施加10秒 Rated voltage x 2.15 VAC, 10 second		
端子與外殼間耐電壓 Test voltage between terminals and case	3000VAC, 施加1分鐘 3000VAC, 1 minute (For indoor use)		
絕緣電阻(T-C) Insulation resistance	1000MΩ以上 above 1000MΩ		
放電特性 Discharge character	電容器切離電源1分鐘後, 殘餘電壓降至50V以下 The residual voltage drops to 50V or lower in 1 minute after capacitor being disconnected from power source.		
保安性 Safety	內裝壓力拉斷式保安裝置具過載及故障保護機能, 通過UL 810之AFC 10000A認證, 案號E112211. Internal protective device (Pressure sensitive interrupter) with overload and failure protection. UL 810 AFC 10000A approval, File NO. E112211.		
容許湧入電流 Max Inrush current	額定電流×200倍 Rated current x 200		

【其他規格規範均可承製】 Other specification available on request



**裕昌機電工廠股份有限公司**  
**YUHCHANG ELECTRIC CO., LTD.**

YCE CAT-18 V05.2024.04

總公司: 台中市清水區中正街59號 TEL: (04)2622-4188 FAX: (04)2622-4646  
台北聯絡處: 台北市復興南路一段321號二樓 TEL: (02)2702-1616 FAX: (02)2706-6162  
高雄聯絡處: 高雄市復興一路5之1號 TEL: (07)241-7766 FAX: (07)291-5282

ADD: No.59, Chung Cheng St., Ching Shui Dist., Taichung City 43653, Taiwan. WEB: www.capacitor.com.tw E-mail: yce919@ms1.hinet.net